



Instructions for filling online Application Form

Go through the Prospectus, Eligibility and instructions carefully before starting to fill up the application.

Once the application is submitted you will be not able to make any changes.

GENERAL INSTRUCTION

- Applicants are instructed to **Submit Separate Application Forms for Courses offered in School of Excellence in Law and Affiliated Law Colleges in Tamil Nadu.** One Application shall not be considered for both the Streams and all the Courses.
- Applicants desires to submit **Application for B.Com.LL.B. (Hons.) should have studies Commerce or subject relevant to Commerce alone as one of the subject** in the Higher Secondary or equivalent examination.
- Applicants desires to submit **Application for B.C.A.LL.B. (Hons.) should have studies Computer Science or subject relevant to Computer Science alone as one of the subject** in the Higher Secondary or equivalent examination.
- **Separate Application shall be submitted for B.Com.LL.B. (Hons.) Degree Programme and B.C.A.LL.B (Hons.) Degree Programme.**
- **Common Application Form for the B.A/B.B.A.LL.B (Hons.) Degree Programme.**
- Applicants are instructed to **upload either their personal or parent Mobile Numbers and E-mail id to receive information relating to Admission Process.** Kindly avoid uploading of Mobile number and E-mail id of Browsing Centres.
- For the Candidates applied under 3 Year Diploma/Polytechnic Stream, the calculation of for Ranking and Cut Off purpose shall be considered after receiving appropriate guidelines via Government Order issued by the Law Department, Government of Tamil Nadu. The G.O. shall be uploaded in the University Website after passed by the Government.
- The details and claim made by the applicants in the application shall be considered for Ranking and Cut Off Purpose, hence submit the Application with proper care and caution.
- **For any queries regarding filling up of online application form, please send a mail to helpdesk.tndaluadmissions@gmail.com or contact – +917200043361**

Documents to be kept ready before start to Fill the Online Application Form

Please ensure that you have the following documents scanned and ready in the required size and format

- His / Her Photograph
 - Parent/Guardian Signature
 - Applicant signature
 - SSC / 10th Marks Sheet
 - HSC/3 Year Diploma/Polytechnic Marks Sheet
 - Community Certificate (Except Others)
 - Special Category (If Yes)
 - 6th to 12th Bonafide Certificate (If Yes)
- Image format (.jpg, gif) having size between 10kb to 50kb**
- Image format (.jpg, gif) having size between 100kb to 250kb**

Course Selection

Choose the Course you intend to apply: The page will be redirected to the Registration for the selected course.

School of Excellence in Law (SOEL)

5 YEAR B.A.LL.B.(HONS.)/ B.B.A.LL.B. (HONS.) DEGREE COURSES New

5 YEAR B.C.A.LL.B.(HONS.) DEGREE COURSES New

5 YEAR B.COM.LL.B.(HONS.) DEGREE COURSES New

[General Instructions](#)

[Instructions for filling online Application Form-2023](#)

[Eligibility for admission into School of Excellence in Law \(SOEL\)](#)

Affiliated Government / Private Law College(s)

5 YEAR B.A.LL.B. DEGREE COURSES(AFFILIATED LAW COLLEGE) New

[General Instructions](#)

[Instructions for filling online Application Form-2023](#)

[Eligibility for admission into Affiliated Law Colleges](#)

Application Process



Registration: Fill up the below fields to register your self

- Name of the candidate:** Enter your name as mentioned in your original 10th Mark sheet. Leave a space between your first name, middle name and last name. If you're full name, exceed 30 characters and does not fit in the space provided, kindly shorten your name by using initials. Please use a space between initials. *e.g.:* If your full name is KONIDELA SHIVA SHANKAR VARAPRASAD shorten it as, K S S VARAPRASAD
- Date of Birth:** Select your date of birth as mentioned in your original 10th Pass or equivalent Certificate in **DD/MM/YYYY format**.
e.g.: If your date of birth is 3rd September 1988, fill as **03/09/1998**
- Mobile Number:** Enter your 10-digit Mobile number which is in working condition preferably the applicant or parent mobile number. **Avoid entering the mobile of Browsing Centre or others.**
- Confirm Mobile Number:** Enter the same 10-digit Mobile number entered in mobile number field.
- Email-Id:** Enter the appropriate email id which is active all the further communication will be done through mail. *e.g.:* sanjeevkumar_gupta2004@rediffmail.com. **Avoid entering the E-mail id of Browsing Centre or others**
- Confirm Email-Id:** Enter the same email id entered in Email-id field.



The Tamil Nadu Dr. Ambedkar Law University
தமிழ்நாடு டாக்டர் அம்பேத்கர் சட்டப் பல்கலைக்கழகம்



Registration Form - 5 YEAR B.A.LL.B.(Hons.) / B.B.A.LL.B.(Hons.) DEGREE COURSES

Name of the Candidate	Date of Birth (DD/MM/YYYY)
<input type="text"/>	<input type="text"/>
Mobile Number	Confirm Mobile Number
<input type="text"/>	<input type="text"/>
Email Id	Confirm Email Id
<input type="text"/>	<input type="text"/>

Please go through the Instruction before filling the application form.

Login: Using the login credentials received the applicant has to login and start filling the application.



The Tamil Nadu Dr. Ambedkar Law University
தமிழ்நாடு டாக்டர் அம்பேத்கர் சட்டப் பல்கலைக்கழகம்



Login

Registered Successfully ! Login Credentials has been sent to your email & mobile. Check and login to proceed further...

Registration Number

Date of Birth (DD/MM/YYYY)

Log In

Application Filling: The below details should be filled to complete the application

- 1. Name of the Father / Mother / Guardian:**
- 2. Gender:** Select the appropriate option from the drop down.
- 3. Religion:** Select the appropriate option from the drop down.
- 4. Community:** Select the appropriate option from the drop down.
- 5. Caste Code:** Select the appropriate Code option from the drop down.(Except Others Community)
- 6. Are you Sri Lankan Refugee / Kashmiri Migrant? :** Select Yes/No
- 7. Citizenship:** Select Indian/Others
- 8. Qualifying Examination:** Select the appropriate option from the drop down.
- 9. Passed in the Qualifying Exam:** Select Yes/No
- 10. Register Number of Qualifying Exam:** Enter HSC register number
- 11. Month and Year of Passing (MM/YYYY):** Enter the month and year in MM/YYYY format
- 12. SSLC Mode of Qualification:** Select the appropriate option from the drop down.
- 13. HSC/Equivalent Exam Mode of Qualification:** Select the appropriate option from the drop down.
- 14. Medium of Instruction (HSC / Equivalent):** Select the appropriate option from the drop down.
- 15. Address for Communication:** Provide your address for communication. Kindly note, all formal communication from TNDLU will be sent to you at this address only. Please use blank spaces to separate words. Specify the name of your city, state or pin code in the columns provided

e.g.:If you address for communication is at:

32, H.F. Colony, 5th Cross,

3rd Main Road SP Nagar,

2nd Phase HAL

Use the Three lines given to fill up the information appropriately.

16. City: Enter the city name.

17. District: Enter the district.

18. State: Select the appropriate state from the drop down.

19. PIN Code: Enter the 6 digit PIN code.

20. Telephone Number (STD Code - Telephone No.): Enter the telephone number with std code without any blank space, If you do not have an telephone kindly don't enter anything leave the field blank. E.g.:
000-00000000

21. H.S.C. / Equivalent Course Marks: Enter the marks Maximum marks and Marks obtained for 4 subjects excluding languages the percentage will be calculated automatically (System calculated). This percentage will be considered for ranking purpose

22. Total Marks & Percentage: Enter the marks Maximum marks and Marks obtained for all subjects including languages the percentage will be calculated automatically (System calculated). This percentage will be considered for eligibility purpose. If your percentage is below the eligibility percentage, you will be not able to submit the application.

23. Special Reservation Choice 01: Select the appropriate option from the drop down, if you do not come under any of the special reservation from the list kindly select **Not Applicable**.

24. Special Reservation Choice 02: Select the appropriate option from the drop down, if you do not come under any of the special reservation from the list kindly select **Not Applicable**. You will be not able to select same reservation for choice 1 & 2 Except Not Applicable.

25. Mother Tongue: Select the appropriate option from the drop down.

26. Occupation of Parent / Guardian: Select the appropriate option from the drop down.

27. Parent / Guardian Monthly Income: Select the appropriate option from the drop down.

28. Civic Status of Native Place: Select the appropriate option from the drop down.

29. Civic Status of Place of School: Select the appropriate option from the drop down.

30. Native District: Select the appropriate option from the drop down.

31. Is First Graduate in Family?: Select Yes/No

32. Is studied VI to XII in Government School?: Select Yes/No, If selected 'Yes' need to enter the details in the boxes given.

33. Course Preference 1: As per your preference select appropriate course from the drop down. (For BA/BBA Courses only)

34. Course Preference2: As per your preference select appropriate course from the drop down. (For BA/BBA Courses only)

35. Have you studied Commerce or subject relevant to Commerce alone as a Subject in the HSC/Equivalent Examination? Yes/No (For BCOM Application Only) **If No you're not eligible for applying to this course due to no relevant subjects**

36. Have you studied Computer Science or subject relevant to Computer Science only as a Subject in the HSC/Equivalent Examination?: Yes/No (For BCA application Only) **If No you're not eligible for applying to this course due to no relevant subjects**

Once you completed filling the application click on submit and a preview window will pop up go through the details filled if you found any mistake in the detail filled kindly click on edit and re-enter the mistake field, once you are satisfied with the details provided tick the check box and click on save and proceed you will be redirected to documents upload.

Document Upload:

- Click on the respective link "Upload Photograph / Signature/ documents"
- Browse & Select the location where the Scanned Photograph / Signature/ document file has been saved.
- Select the file by clicking on it and open
- If the file is in proper format and size you will get a message saying uploaded successfully.

Photo:

1. Photograph must be a recent passport size color picture.
2. The picture should be in color, against a light-colored, preferably white, background. - Look straight at the camera with a relaxed face
3. If you wear glasses make sure that there are no reflections and your eyes can be clearly seen. - Caps, hats and dark glasses are not acceptable. Religious headwear is allowed but it must not cover your face.

4. PHOTOGRAPH IMAGE should be of PASSPORT SIZE, Should be between 10Kb - 50 Kb. The image should be of .jpg or .jpeg format
5. If the file size and format are not as prescribed, an error message will be displayed and you will be not able to complete the application.

Signature:

1. The applicant and parent has to sign on white paper with Black Ink pen.
2. Scan the image and crop the same to the dimension required.
3. Image should be between 10Kb - 500Kb. The image should be of .jpg or .jpeg format
4. If the file size and format are not as prescribed, an error message will be displayed and you will be not able to complete the application.

SSC / 10th Marks Sheet:

1. The applicant has to upload the mark sheet of SSC/10th standard provided by the SSC Board.
2. Image should be between 100Kb - 250 Kb. The image should be of .jpg or .jpeg format
3. If the file size and format are not as prescribed, an error message will be displayed and you will be not able to complete the application.

HSC/Equivalent Examination Marks Sheet:

1. The applicant has to upload the mark sheet of SSC/10th standard provided by the SSC Board.
2. Image should be between 100Kb - 250 Kb. The image should be of .jpg or .jpeg format
3. If the file size and format are not as prescribed, an error message will be displayed and you will be not able to complete the application.

Community Certificate (Except Others):




1. The applicant has to upload the community certificate for SC, ST, SC(A), MBC/DNC, BC(Muslim), BC(Others) Except Others.
2. Image should be between 100Kb - 250 Kb. The image should be of .jpg or .jpeg format
3. If the file size and format are not as prescribed, an error message will be displayed and you will be not able to complete the application.

Special Category (If Yes):

1. The applicant has to upload the Special category certificate if he/she comes under any of the Special category.
2. In case more than one Certificate to be annexed for Eminent Sports Person category, Xerox copies of all the Sports Certificates within the prescribed Years should be sent to the Law Admission Office along with the Application Copy addressed to “**The Chairman, Law Admissions 2023-2024, The Tamil Nadu Dr. Ambedkar Law University, No.5, “Poompozhil” Dr. DGS Dinakaran Salai, Chennai.600 028.”**
3. Image should be between 100Kb - 300 Kb. The image should be of .jpeg or .pdf format
4. If the file size and format are not as prescribed, an error message will be displayed and you will be not able to complete the application.


6th to 12th Bonafide Certificate (If Yes):


1. The applicant has to upload the Bonafide certificate available in Annexure-X duly filled and should be signed by the government school headmaster or headmistress and Chief Educational Officer.
2. Image should be between 100Kb - 250 Kb. The image should be of .jpg or .jpeg format
3. If the file size and format are not as prescribed, an error message will be displayed and you will be not able to complete the application.

 Photo Upload your recent scanned photograph in image format (jpg, jpeg) having size between 10kb to 50kb. Upload Photo	 Signature Upload your scanned signature in image format (jpg, jpeg) having size between 10kb to 50kb. Upload Signature	 Parent/Guardian Signature Upload Signature of the Parent/Guardian in image format (jpg, jpeg) having size between 10kb to 50kb. Upload Signature
Upload SSLC / 10th Mark Statement (i) Upload your scanned copy of SSLC / 10 th Mark Statement in image format (jpg, jpeg) having size between, 100kb to 250kb.		
Upload HSC / Equivalent Mark Statement (ii) Upload your scanned copy of HSC / Equivalent Mark Statement in image format (jpg, jpeg) having size between 100kb to 250kb.		
Upload Transfer Certificate (iii) Upload your scanned copy of Transfer Certificate in image format (jpg, jpeg) having size between 100kb to 250kb.		
Upload Special Reservation O1 Certificate (iv) Upload your scanned copy of Special Reservation Certificate O1 in image format (jpg, pdf) having size between 100kb to 300kb		
Note: Applicants need not send the Application Form. In case, if the applicant claims Imminent Sports Person Reservation, he/she should send the xerox copies of all Sports Certificates by annexing the Application Form addressed to "The Chairman, Law Admissions 202-2024, The Tamil Nadu Dr. Ambedkar Law University, No.5, "Poompozhil", Dr. D.G.S. Dinakaran Salai, Chennai. 600 028		
Submit		

Once all the documents are uploaded click on submit - 2 and it will be redirected to payment summary.

“Click on proceed to payment” it will take you to online Payment Gateway.

**The Tamil Nadu Dr. Ambedkar Law University**
தமிழ்நாடு டாக்டர் அம்பேத்கர் சட்டப் பல்கலைக்கழகம்



Application Form - Payment

Course Applied : 5 YEAR B.A.LL.B.(Hons) / B.B.A.LL.B.(Hons) DEGREE COURSES			
Name	santhosh	Date of Birth	Sample
Email Id	boss.santhosh123@gmail.com	Mobile No.	
Community	MSC / DNC	Caste Code	
<small>Note: (Reservations Reserved) You will be now redirected to the payment gateway. Under normal circumstances, in a future, finally, your amount could have been deducted from your bank and bill for records right there as payment failure, we that not be processing the application, please wait for a period of 24-72 Hours. Our bankers will receive the amount status on daily basis and update. Payment failure status might occur in payment account and then we will process accordingly. Please call on 044 78122 or send mail to TRMLADMISSION@gnk.com in case of any query.</small>			
Amount to Pay : 1000			Proceed to Payment

Fees can be paid through **Credit Card, Debit Card, Net banking and UPI.**

If your payment is failed and the amount is debited from your account kindly wait for 48 to 72 hours to check and update the status. Until then do not try to make the payment again.

Once the payment is success you can take the printout of the application form by login.



The Tamil Nadu Dr. Ambedkar Law University
தமிழ்நாடு டாக்டர் அம்பேத்கர் சட்டப் பல்கலைக்கழகம்



Applicant's Profile

[Logout](#)

User Pic

santhosh

Course Applied for **5 YEAR B.C.A.LL.B.(Hons.) DEGREE COURSE**

Date of Birth **31 Dec 1992**

Community **1 - ST**

Spl. Reservations **1. Children of Freedom Fighters
2. Hearing Impaired**

Other Personal Details **Indian, Male, Buddhism**

Mobile No.

[Download Application](#)

Final application Form..



The Tamil Nadu Dr. Ambedkar Law University
Law Admission 2023-24



Course:	5 YEAR B.A.LL.B.(Hons.) / B.B.A.LL.B.(Hons.) DEGREE COURSES	Application No:	HAB52350002
---------	---	-----------------	-------------

Name	Kumar		
------	-------	--	--

1. Personal Details			
Gender	Male	Date of Birth	20/07/1974
Community	ST	Religion	Others
Caste Code	037	Mother Tongue	Tamil
Citizenship	Indian	Special Reservation	Eminent Sports Person
Native District	Karur		Not Applicable
Monthly Income of Parent / Guardian	Rs.6001-Rs.9000	Occupation of Parent	Business
Name of the Father / Mother / Guardian	*****	Civic Status of Native Place	Township
SriLankan Refugee / Kashmiri Migrant ?	NO	Civic Status of the Place of School	Town Panchayat
Is studied VI to XII in Government School?	NO	First Graduate in Family:	YES



2. Address for Communication

Address	ASDFASDF KARUR - CHENNAI Nagaland - 600035		
Mobile	9999999999	Landline	
Email	Demo@gmail.com		

3. Details of Qualification

Qualifying Exam	3 Year Diploma / Polytechnic	Passed in Qualifying Exam?	YES
HSC Register No.	TN763884	Month-Year	01/2023

4. Mode of Qualification

SSLC	Regular	HSC	Regular	Medium of Instruction	English
------	---------	-----	---------	-----------------------	---------

Total Marks & Percentage (Excluding Languages)			Total Marks & Percentage(Including Languages)		
Maximum Marks	Marks Obtained	Percentage of Marks	Maximum Marks	Marks Obtained	Percentage of Marks
400	200	50.000	800	700	87.500

Details of HAB Course Preference

Preference 1	B.A.LL.B.(HONS.) DEGREE	Preference 2	B.B.A.LL.B. (HONS.) DEGREE
--------------	-------------------------	--------------	----------------------------

6. Payment Details

Payment Mode	ONLINE PAYMENT		
Payment Transaction ID	112879996115	Fee Amount	500.00 (INR)
Payment Date	13-May-2023 16:01:38	Payment Status	Success

Declaration:
I solemnly declare that the details and documents provided above are true. In case, any information is found to be false or incorrect, I shall forfeit the claim to be considered for selection.

Parent/Guardian Signature		Candidate Signature
<i>Parsi weckari</i>		<i>Parsi weckari</i>

For any queries regarding filling up of online application form, please send a mail to

helpdesk.tndaluadmissions@gmail.com or contact - +917200043361

THE CHAIRMAN

LAW ADMISSIONS -2023-2024

The Tamil Nadu Dr. Ambedkar Law University

“Poompozhi”, 5, Dr. D.G.S. Dhinakaran Salai, Chennai-600 028